



**FUJINON**  
 **FUJIFILM**

# ***New Fujinon Z-Series Fiberscopes—Light-weight Type Accurate Image and Durability. Everything***

*Our new fiberoptic endoscope series comes with 30 years of experience and leadership in virtually every phase of optics, electronics and mechanics. The New Fujinon Z-Series fiberscopes offer you quick, easy and reliable performance for all your routine endoscopy procedures. Supported by Fujinon's long and varied experience, you get the best balance of performance, dependability and economy.*

## ***Smooth, Quick, Responsive Tip Angulation***

The tight bending radius and full angulation controls give you outstanding command of the distal tip during procedures. The wide angle view provides quick and accurate orientation.

## ***Light-weight Type Eyepiece***

By adopting a simple, light-weight eyepiece, the optimum handing balance has been achieved resulting in less discomfort for your patients, and less fatigue for you. Another benefit is increased economy for you.

## ***Reliable, Durable Operation***

Fiberoptics, wires, tubes, gears and all the other parts have been rigorously tested — in our labs and the real world — and precision assembled, under the direction of our engineers, by our professional production staff in our own manufacturing facilities. At every step, in every process, the driving force is a total commitment to quality.



# *Light Weight, Precise Controls, Ideal for Routine Endoscopy*

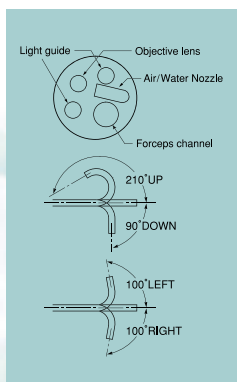
## ***Optimal Flexibility***

Scope flexibility has been carefully studied and selected for this important portion, which supports your examinations, permitting smoother, more efficient procedures with improved patient tolerance.

## ***Bright, Clear Image***

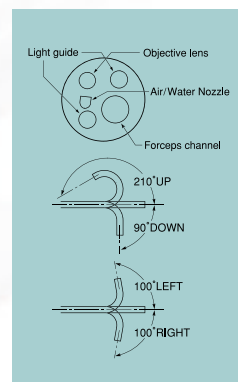
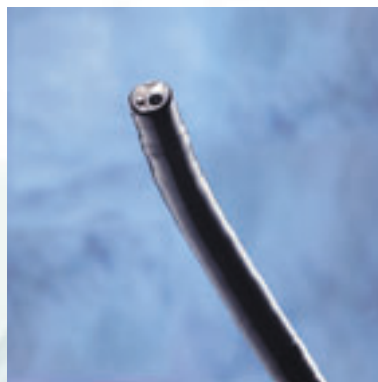
With the newly arranged fiber optics, the large, clear image makes your examinations quicker and more efficient.





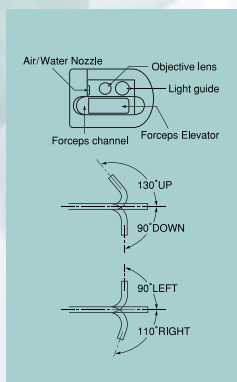

## For the Upper G.I. Tract **FG-1Z**

Fiber-gastroscope for the upper G.I. tract with an outer diameter of 9.8mm and a standard forceps channel of 2.8mm in diameter. Excellent bending capability makes the observation of any part quicker and smoother. The scope is fully waterproof.



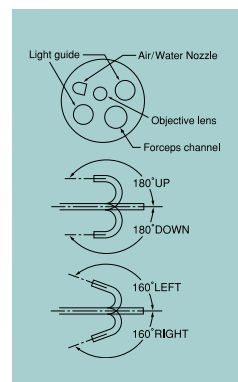
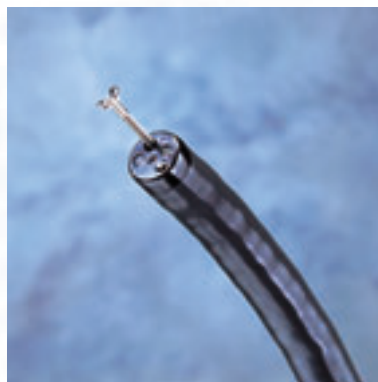
## For the Upper G.I. Tract **FG-1ZP**

This is thinner Upper G.I. fiberscope in Fujinon Z series with its outer diameter of 7.8mm. Designed for upper G.I. tract use, it is of particular use in children, or in any patient in whom stenosis is present in the pharynx or esophagus.



## For the Duodenum **FD-1Z**

Designed for ERBD and EST procedures, the FD-1Z therapeutic duodenoscope is well equipped with a large, 3.7mm forceps channel. All within very maneuverable 12.6mm outside diameter. The lateral field of view is 80° and the retro view is 10° with clear image, you can gain immediate advantage in orienting the scope to obtain frontal views of the duodenal papilla.



## For the Lower G.I. Tract **FC-1Z/1ZM**

Fiber-colonoscopy for the lower G.I tract with a standard forceps channel of 3.2mm with an enough working length of 1,660mm (1ZM=1,330mm). Thanks to the graduated rigidity of the insertion portion, this scope is extremely easy to insert; the tip enters smoothly and proceeds as far as the ileocecal area. The scope is fully waterproof.

### FIBERSCOPE SPECIFICATIONS

	FG-1Z	FG-1ZP	FD-1Z	FC-1Z/1ZM
Viewing direction	Forward	Forward	Lateral(10°rearward)	Forward
Observation range	3 ~ 100mm	3 ~ 100mm	2 ~ 80mm	3 ~ 100mm
Field of view	105°	105°	80°	120°
Distal end diameter	9.5mm	7.8mm	12.6mm	13.0mm
Flexible portion diameter	9.8mm	7.9mm	12.1mm	
Bending capability : UP	210°	210°	130°	180°
DOWN	90°	90°	90°	
LEFT	100°	100°	90°	160°
RIGHT			110°	
Forceps channel diameter	2.8mm	2.2mm	3.7mm	3.2mm
Working length	1,030mm	1,030mm	1,290mm	1,660mm/1,330mm
Total length	1,350mm	1,350mm	1,610mm	1,980mm/1,650mm

Light source

## PS2-HP

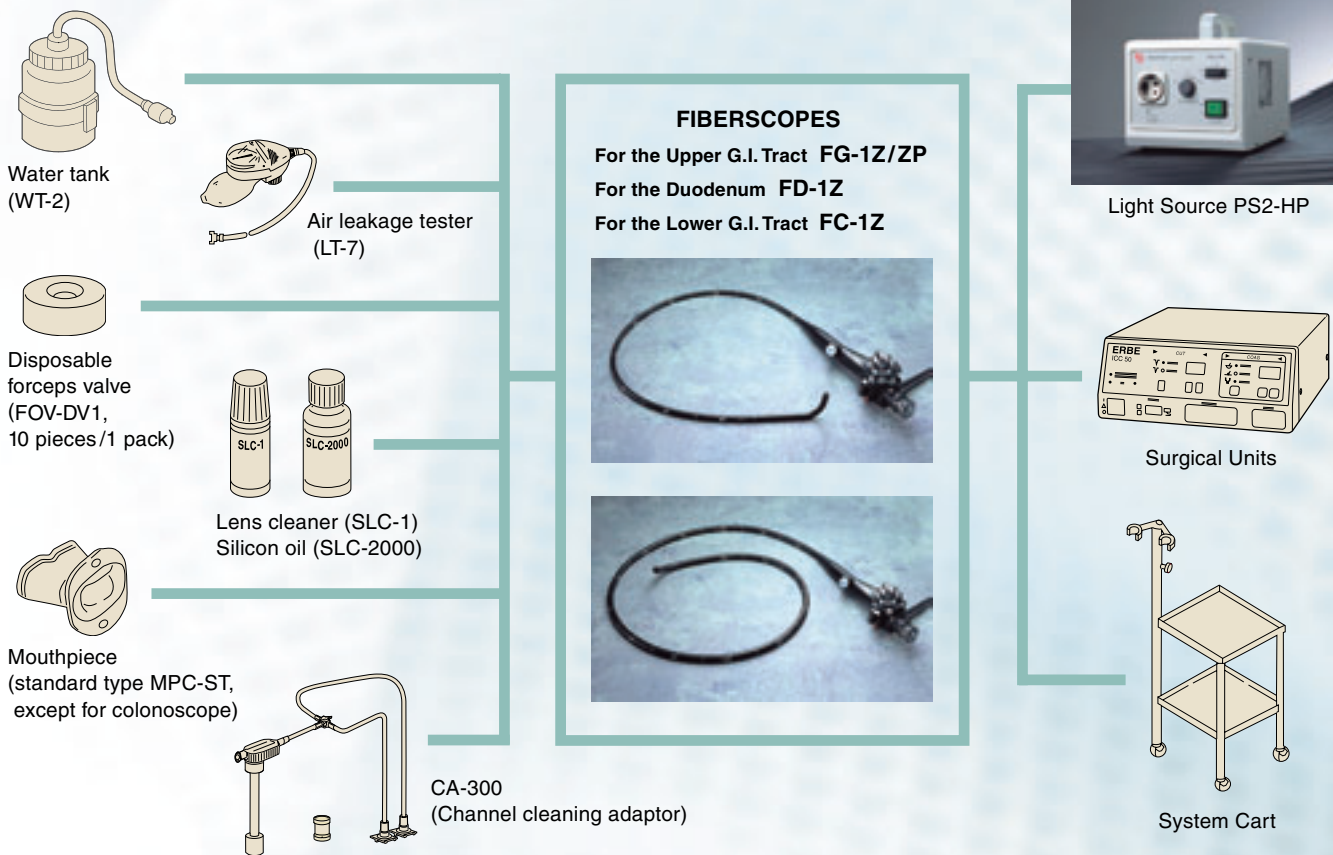
This sturdy, reliable light source is designed for its portability. A single 150 watt halogen lamp, whose light intensity is manually controlled, is used. An air pump, for insufflation, is incorporated, and an on/off switch is provided for procedures which do not require it.

### Specifications

Power supply	AC 117V/230V
Frequency	50/60Hz
Bulb used	15V, 150W halogen bulb, gold mirror
Dimensions	195 × 350 × 215mm
Weight	8.6kg



## Z Series Systems



### Standard Accessories

- Mouthpiece (MPC-ST) \*MPC-ST is not included in FC-1Z
- Eyepiece cap
- Lens Cleaner (SLC-1)
- Silicone Oil (SLC-2000)
- S connector cap (CAP-E)
- Protective Cap (Suction, A/W Ventilation Connector)
- Ventilation Adapter (AD-7)
- Forceps Valve (10 pieces/1 pack)
- Cleaning Adapter (CA-300)
- Biopsy Forceps
- Cleaning Brush

FUJIFILM GROUP

**FUJINON CORPORATION**

1-324 UETAKE, KITA-KU, SAITAMA CITY, SAITAMA 331-9624, JAPAN  
TEL : 81-48-668-2153 FAX : 81-48-668-1570  
E-mail:sales@msv.fujinon.co.jp  
URL <http://www.fujinon.co.jp/>

**FUJINON INC.**

10 HIGH POINT DRIVE, WAYNE, NJ 07470, U.S.A.  
TEL : 1-800-490-0661 FAX : 1-973-633-8818  
E-mail : med.info@fujinon.com  
URL <http://www.fujinonendoscopy.com/>

**FUJINON (EUROPE) GmbH**

HALSKESTRASSE 4, 47877 WILLICH, GERMANY  
TEL : 49-2154-924-0 FAX : 49-2154-924-290  
E-mail : Fujinon@fujinon.de  
URL <http://www.fujinon.de/>

**FUJINON SINGAPORE PTE. LTD.**

BLK 211 HENDERSON ROAD, #10-04 HENDERSON INDUSTRIAL PARK, SINGAPORE, 159552  
TEL : 65-6276-4988 FAX : 65-6276-6911  
E-mail : fujinon@fujinon.com.sg URL <http://www.fujinon.com.sg/>

**FUJINON AUSTRALIA PTY. LTD.**

UNIT-18, 52 HOLKER STREET, SILVERWATER N.S.W. 2128, AUSTRALIA  
TEL : 61-2-9748-2744 FAX : 61-2-9748-2428  
E-mail : sales@fujinon.com.au

**SHANGHAI FUJINON MEDICAL EQUIPMENT CO.,LTD.**

FLAT B, 6/FL, SHI MEI BLD,79 RI JING ROAD,  
WAI GAO QIAO FREE TRADE ZONE, SHANGHAI, ZIP CODE: 200131 CHINA  
TEL : 86-21-5424-9262(Office) TEL:86-21-5866-2151(Service)  
FAX : 86-21-5866-2150 E-mail : fjng2001@hotmail.com